


Pennsylvania Department of Corrections



Electronic Funds Transfer and Inmate Email Program

UPDATED January 15, 2008

ELECTRONIC FUNDS TRANSFER

The Pennsylvania Department of Corrections (PA DOC) currently uses four companies for electronic funds transfer to inmates – JPAY, Western Union, TouchPay and IC Solutions. Both JPAY and Western Union have been providing PA DOC with electronic transfers since July 2003 (Western Union) and August 2004 (JPAY). TouchPay and IC Solutions (who currently is one of the companies involved in the inmate email pilot program), have just recently come on board (January & February 2008). Charts and graphs on the following pages compare all companies.

Family, friends and others can choose one of these companies to electronically send funds to an inmate currently housed in one of Pennsylvania's 27 State Correctional Institutions. Currently, family, friends and others can go to these four companies' web sites and send money to a PA DOC inmate. Current methods of payment are credit & debit cards.

All of the companies offer access to administrative sites for staff at PA DOC facilities to track and confirm payments made on a daily basis. Along with tracking of payments, staff can also print receipts for the inmate(s) receiving the funds.

Transactions are transmitted to PA DOC on a daily basis for the previous day's activity. Files are sent to DOC IT staff for the posting to inmate accounts. Wire transfer of the actual funds is done by ACH 48 hours later (excluding weekends and holidays).

Charts and graphs on the following two pages illustrate the growing use of electronic payments over the past 5 years.

Western Union


The following chart and graph show the number of transactions and rewards per month received from Western Union for the period July 2003 thru December 2008:

Western Union Money Transfers
Transaction & Commission Record by Calendar Year

Month	2008		2007		2006		2005		2004		2003	
	# of Trans	Total \$	# of Trans	Total \$	# of Trans	Total \$	# of Trans	Total \$	# of Trans	Total \$	# of Trans	Total \$
January	1,248	\$ 130,303.68	1,062	\$ 105,753.96	603	\$ 56,241.81	447	\$ 39,456.69	246	\$ 21,025.62	0	\$ -
February	1,297	\$ 135,419.77	1,023	\$ 101,870.34	620	\$ 57,827.40	419	\$ 36,985.13	277	\$ 23,675.19	0	\$ -
March	1,180	\$ 123,203.80	1,037	\$ 103,264.46	693	\$ 64,636.11	452	\$ 39,898.04	264	\$ 22,564.08	0	\$ -
April	1,155	\$ 120,593.55	991	\$ 98,683.78	660	\$ 61,558.20	411	\$ 36,278.97	261	\$ 22,307.67	0	\$ -
May	1,195	\$ 124,769.95	1,169	\$ 116,409.02	726	\$ 67,714.02	462	\$ 40,780.74	256	\$ 21,880.32	0	\$ -
June	1,109	\$ 115,790.69	1,089	\$ 108,442.62	750	\$ 69,952.50	469	\$ 41,398.63	254	\$ 21,709.38	0	\$ -
July	1,102	\$ 115,059.82	1,155	\$ 115,014.90	742	\$ 69,206.34	483	\$ 42,634.41	324	\$ 27,692.28	57	\$ 4,572.54
August	1,101	\$ 114,955.41	1,238	\$ 123,280.04	818	\$ 76,294.86	537	\$ 47,400.99	324	\$ 27,692.28	100	\$ 8,022.00
September	1,008	\$ 105,245.28	1,176	\$ 117,106.08	872	\$ 81,331.44	533	\$ 47,047.91	340	\$ 29,059.80	161	\$ 12,915.42
October	1,115	\$ 116,417.15	1,250	\$ 124,475.00	852	\$ 79,466.04	486	\$ 42,899.22	387	\$ 33,076.89	178	\$ 14,279.16
November	999	\$ 104,305.59	1,175	\$ 117,006.50	864	\$ 80,585.28	537	\$ 47,400.99	411	\$ 35,128.17	205	\$ 16,445.10
December	1,164	\$ 121,533.24	1,298	\$ 129,254.84	1,039	\$ 96,907.53	608	\$ 53,668.16	464	\$ 39,658.08	241	\$ 19,333.02
Totals	13,673	\$ 1,427,597.93	13,663	\$ 1,360,561.54	9,239	\$ 861,721.53	5,844	\$ 515,849.88	3,808	\$ 325,469.76	942	\$ 75,567.24

Total # of Transactions 33,506
Total Dollars \$ 4,566,767.88

Western Union Electronic Funds Transfers



JPAY

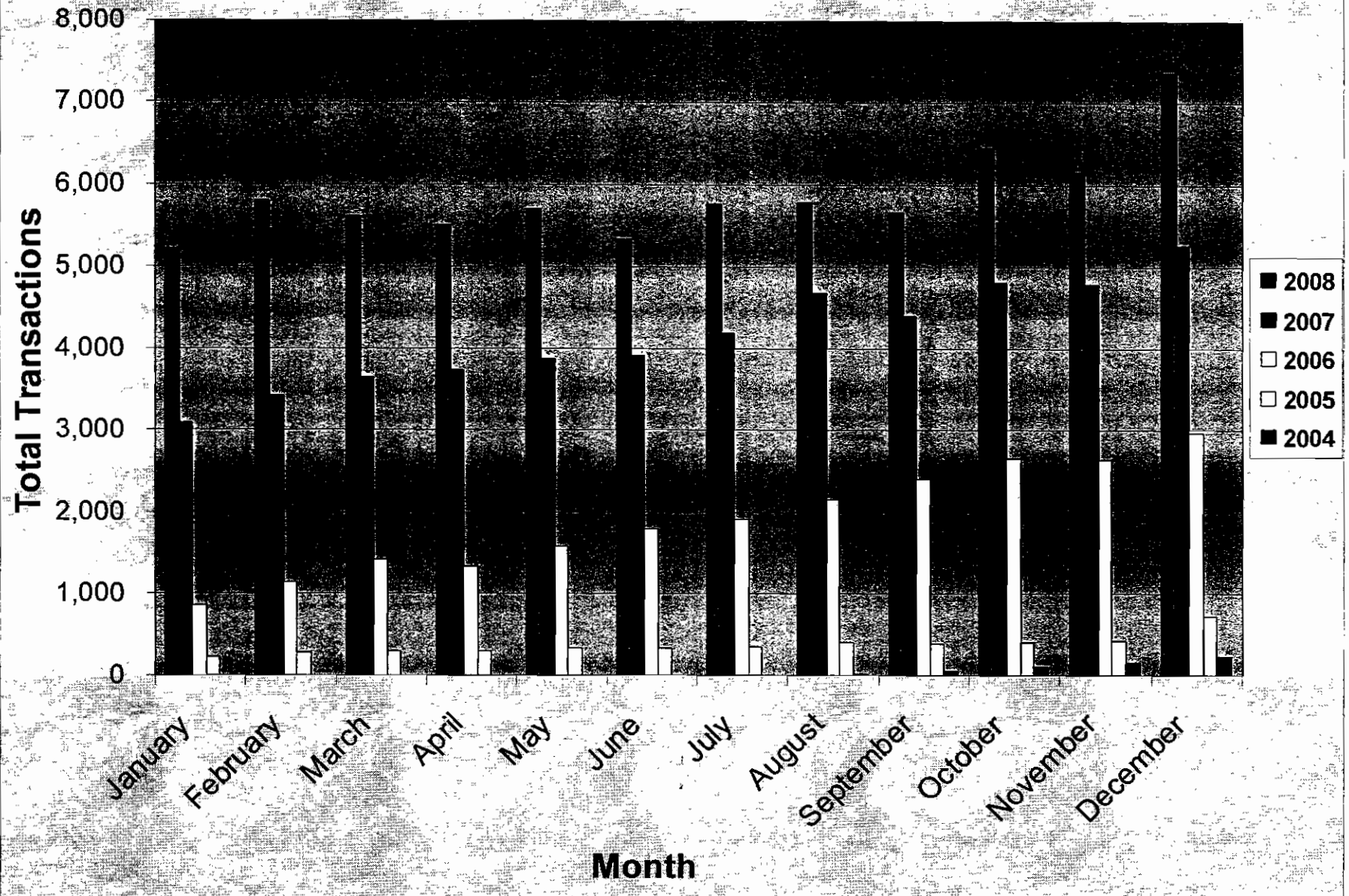
The following chart and graph show the number of transactions and rewards per month received from JPAY for the period August 2004 thru December 2008:

JPAY Money Transfers
Transaction & Transfer Record by Month & Year

Month	2008		2007		2006		2005		2004	
	Trans	Total Transfer \$	Trans	Total Transfer \$	Trans	Total Transfer \$	Trans	Total Transfer \$	Trans	Total Transfer \$
January	5,212	\$ 390,514.61	3,088	\$ 224,934.34	863	\$ 60,953.83	229	\$ 14,663.80	0	\$ -
February	5,792	\$ 478,796.64	3,423	\$ 273,848.82	1,143	\$ 91,839.11	278	\$ 21,650.34	0	\$ -
March	5,601	\$ 431,646.18	3,645	\$ 281,728.80	1,416	\$ 106,265.95	301	\$ 21,270.15	0	\$ -
April	5,506	\$ 409,003.42	3,733	\$ 278,651.67	1,336	\$ 98,716.88	303	\$ 21,850.25	0	\$ -
May	5,699	\$ 421,982.08	3,881	\$ 297,784.24	1,572	\$ 115,206.04	328	\$ 23,331.75	0	\$ -
June	5,330	\$ 395,301.06	3,917	\$ 286,543.15	1,774	\$ 127,653.45	338	\$ 23,749.60	0	\$ -
July	5,759	\$ 437,713.83	4,195	\$ 306,280.00	1,908	\$ 136,804.69	357	\$ 27,100.10	0	\$ -
August	5,777	\$ 430,035.06	4,681	\$ 348,037.67	2,156	\$ 155,527.00	395	\$ 31,018.10	20	\$ 1,377.00
September	5,664	\$ 413,365.01	4,406	\$ 332,351.78	2,397	\$ 171,736.54	393	\$ 28,308.30	54	\$ 2,764.30
October	6,440	\$ 508,800.35	4,803	\$ 354,212.06	2,652	\$ 193,638.09	408	\$ 28,345.15	107	\$ 7,227.40
November	6,155	\$ 467,907.00	4,784	\$ 354,558.96	2,634	\$ 192,440.10	420	\$ 32,724.50	159	\$ 10,714.75
December	7,373	\$ 589,614.13	5,260	\$ 404,591.99	2,971	\$ 222,436.25	723	\$ 53,386.20	224	\$ 15,852.61
Totals	70,308	\$ 5,374,679.37	49,816	\$ 3,743,523.48	22,822	\$ 1,673,217.93	4,473	\$ 327,398.24	564	\$ 37,936.06

Total Transactions 147,983
Total \$ Amount \$ 11,156,755.08

JPAY Electronic Funds Transfers



TOUCHPAY


The following chart and graph show the number of transactions and rewards per month received from TouchPay for the period February 2008 thru December 2008:

TouchPay Money Transfers
Transaction & Transfer Record by Month & Year

Month	2008									
	Trans	Total Transfer \$	Trans	Total Transfer \$	Trans	Total Transfer \$	Trans	Total Transfer \$	Trans	Total Transfer \$
January	0	\$ -								
February	296	\$ 21,741.37								
March	644	\$ 48,755.06								
April	695	\$ 50,406.96								
May	718	\$ 49,705.55								
June	705	\$ 50,508.17								
July	869	\$ 62,364.82								
August	891	\$ 62,169.32								
September	958	\$ 68,500.89								
October	1,069	\$ 78,963.02								
November	989	\$ 71,111.48								
December	1,124	\$ 83,946.11								
Totals	8,958	\$ 648,172.75	0	\$ -	0	\$ -	0	\$ -	0	\$ -

Total Transactions **8,958**
Total \$ Amount **\$ 648,172.75**

TouchPay Electronic Funds Transfers



Inmate Calling Solutions (ICS)

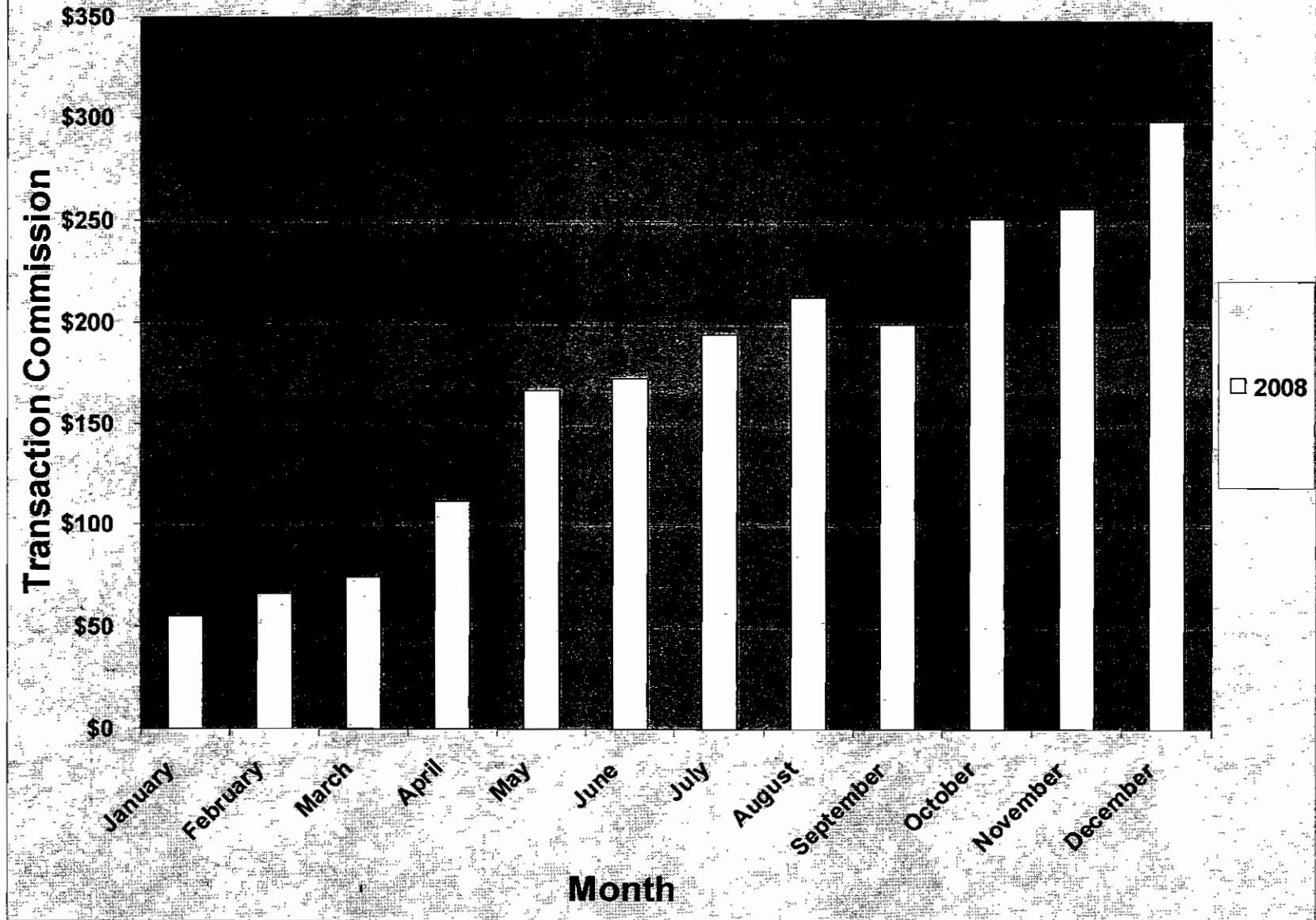
The following chart and graph show the number of transactions and rewards per month received from ICS for the period January 2008 thru December 2008:

ICS Money Transfers
Transaction & Transfer Record by Month & Year

Month	2008									
	Trans	Total Transfer \$	Trans	Total Transfer \$	Trans	Total Transfer \$	Trans	Total Transfer \$	Trans	Total Transfer \$
January	55	\$ 2,452.55								
February	66	\$ 4,241.00								
March	74	\$ 3,880.60								
April	112	\$ 7,197.00								
May	167	\$ 10,992.45								
June	173	\$ 11,989.55								
July	195	\$ 11,697.65								
August	213	\$ 15,133.00								
September	200	\$ 13,525.55								
October	253	\$ 17,852.99								
November	257	\$ 18,302.85								
December	300	\$ 20,732.00								
Totals	2,065	\$ 137,997.19	0	\$ -	0	\$ -	0	\$ -	0	\$ -

Total Transactions	2,065
Total \$ Amount	\$ 137,997.19

ICS Electronic Funds Transfers



INMATE EMAIL PROGRAM

PA DOC is currently testing or “piloting” an inmate email program at all 27 of its State Correctional Institutions. This pilot program consists of four different companies – JPAY, Electronic Messaging Solutions (EMS), Securus and IC Solutions (ICS Letters). Each of the four companies has a group of institutions which use that company’s email program (web based) to receive emails sent to the inmates housed at that particular institution. The breakdown is as follows:

<u>JPAY</u>	<u>Electronic Message Solutions (EMS)</u>
SCI Albion	SCI Cambridge Springs (female)
SCI Camp Hill	SCI Fayette
SCI Houtzdale	SCI Forest
SCI Huntingdon	SRCF Mercer
SCI Muncy (female)	SCI Greene
SCI Smithfield	SCI Greensburg
Quehanna Boot Camp	SCI Pittsburgh
<u>Securus</u>	<u>IC Solutions (ICS Letters)</u>
SCI Chester	SCI Cresson
SCI Coal Township	SCI Laurel Highlands
SCI Frackville	SCI Pine Grove
SCI Graterford	SCI Rockview
SCI Mahanoy	SCI Somerset
SCI Retreat	SCI Waymart
	SCI Dallas

On the following pages is a summary of emails received by all institutions on a monthly basis from each vendor. Shown are the number of emails received (approved and rejected) by PA DOC.

EMAIL VENDORS

JPAY the **Trusted Leader**
in inmate services



ICSolutions
Advanced Technology



JPAY EMAIL PROGRAM

Total Emails and Rewards
Received since Inception

<u>Month</u>	<u># Emails</u>	<u>% incr/(decr)</u>
May 2006	182	-
Jun 2006	588	223.08
Jul 2006	733	24.66
Aug 2006	710	(3.14)
Sep 2006	764	7.61
Oct 2006	941	23.17
Nov 2006	984	4.57
Dec 2006	1,052	6.91
Jan 2007	1,208	14.83
Feb 2007	1,429	18.29
Mar 2007	1,881	31.63
Apr 2007	2,177	15.74
May 2007	2,440	12.08
Jun 2007	2,355	(3.48)
Jul 2007	2,622	11.34
Aug 2007	2,828	7.86
Sep 2007	2,814	(0.50)
Oct 2007	3,153	12.05
Nov 2007	3,425	8.63
Dec 2007	3,532	3.12
Jan 2008	3,807	7.79
Feb 2008	3,708	(2.60)
Mar 2008	4,056	9.39
Apr 2008	4,063	0.17
May 2008	4,194	3.22
Jun 2008	4,367	4.12
Jul 2008	4,589	5.08
Aug 2008	4,589	0.00
Sep 2008	4,568	(0.46)
Oct 2008	4,951	8.38
Nov 2008	5,215	5.33
Dec 2008	5,643	8.21
Totals	89,568	

JPAY EMAIL PROGRAM

Emails per Institution
Total Emails Received by Month since Inception

<u>Month</u>	<u>ALB</u>	<u>CAM</u>	<u>HOU</u>	<u>HUN</u>	<u>MUN</u>	<u>QUE</u>	<u>SMI</u>	<u>Totals</u>
May 2006	12	69	36	11	27	0	27	182
Jun 2006	70	263	62	33	77	0	83	588
Jul 2006	122	323	79	58	73	0	78	733
Aug 2006	133	294	98	43	47	0	95	710
Sep 2006	167	294	106	64	72	0	61	764
Oct 2006	190	358	117	104	90	0	82	941
Nov 2006	209	342	118	109	130	0	76	984
Dec 2006	188	426	85	102	116	0	135	1,052
Jan 2007	258	471	112	110	117	0	140	1,208
Feb 2007	279	553	149	137	145	0	166	1,429
Mar 2007	378	820	121	176	199	0	187	1,881
Apr 2007	351	1,046	149	202	223	0	206	2,177
May 2007	362	1,109	188	277	270	0	234	2,440
Jun 2007	400	1,003	200	272	311	0	169	2,355
Jul 2007	496	1,029	259	265	342	0	231	2,622
Aug 2007	531	1,100	289	255	341	73	239	2,828
Sep 2007	519	1,051	293	267	284	125	275	2,814
Oct 2007	610	1,185	340	265	314	174	265	3,153
Nov 2007	591	1,362	308	344	332	188	300	3,425
Dec 2007	569	1,379	328	376	381	203	296	3,532
Jan 2008	656	1,393	389	422	383	182	382	3,807
Feb 2008	616	1,311	390	471	357	210	353	3,708
Mar 2008	705	1,451	425	516	372	172	415	4,056
Apr 2008	611	1,500	402	564	431	202	353	4,063
May 2008	622	1,514	429	578	490	197	364	4,194
Jun 2008	623	1,774	528	489	452	206	295	4,367
Jul 2008	679	1,862	502	501	466	255	324	4,589
Aug 2008	638	1,879	478	485	483	273	353	4,589
Sep 2008	704	1,917	432	536	422	222	335	4,568
Oct 2008	712	1,954	563	521	485	338	378	4,951
Nov 2008	668	2,117	480	586	589	380	395	5,215
Dec 2008	609	2,460	534	546	635	409	450	5,643
TOTALS	14,278	35,609	8,989	9,685	9,456	3,809	7,742	89,568



E M S EMAIL PROGRAM

*Total Emails and Rewards
Received since Inception*

<u>Month</u>	<u># Emails</u>	<u>% incr/(decr)</u>
Feb 2007	119	-
Mar 2007	645	442.02
Apr 2007	879	36.28
May 2007	791	(10.01)
Jun 2007	1,003	26.80
Jul 2007	1,179	17.55
Aug 2007	1,444	22.48
Sep 2007	1,486	2.91
Oct 2007	1,719	15.68
Nov 2007	1,581	(8.03)
Dec 2007	1,536	(2.85)
Jan 2008	1,710	11.33
Feb 2008	1,923	12.46
Mar 2008	2,072	7.75
Apr 2008	1,998	(3.57)
May 2008	2,157	7.96
Jun 2008	2,326	7.83
Jul 2008	2,244	(3.53)
Aug 2008	2,172	(3.21)
Sep 2008	2,365	8.89
Oct 2008	2,477	4.74
Nov 2008	2,360	(4.72)
Dec 2008	2,431	3.01
Totals	38,617	

E M S EMAIL PROGRAM

*Emails per Institution
Total Emails Received by Month since Inception*

<u>Month</u>	<u>CBS</u>	<u>MER</u>	<u>FRS</u>	<u>GRN</u>	<u>GRE</u>	<u>FYT</u>	<u>PIT</u>	<u>Totals</u>
Feb 2007	44	9	7	6	6	47	0	119
Mar 2007	114	90	118	47	45	231	0	645
Apr 2007	134	125	138	111	73	298	0	879
May 2007	116	90	129	113	78	265	0	791
Jun 2007	117	175	199	147	93	272	0	1,003
Jul 2007	76	232	239	155	113	363	1	1,179
Aug 2007	166	253	269	157	118	480	1	1,444
Sep 2007	185	231	284	167	150	434	35	1,486
Oct 2007	220	309	294	212	200	430	54	1,719
Nov 2007	172	240	316	157	187	468	41	1,581
Dec 2007	215	249	281	173	92	481	45	1,536
Jan 2008	230	243	321	205	124	492	95	1,710
Feb 2008	308	224	380	243	144	502	122	1,923
Mar 2008	327	568	373	229	172	285	118	2,072
Apr 2008	317	638	303	220	155	256	109	1,998
May 2008	325	668	333	254	148	295	134	2,157
Jun 2008	318	630	447	280	117	306	228	2,326
Jul 2008	363	663	401	245	136	266	170	2,244
Aug 2008	339	592	438	240	142	246	175	2,172
Sep 2008	418	628	392	290	202	243	192	2,365
Oct 2008	383	633	335	318	180	375	253	2,477
Nov 2008	359	628	330	306	118	314	305	2,360
Dec 2008	368	683	369	298	164	289	260	2,431
TOTALS	5,614	8,801	6,696	4,573	2,957	7,638	2,338	38,617

SECURE INSTANT MAIL

SECURUS EMAIL PROGRAM

Total Emails and Rewards
Received since Inception

<u>Month</u>	<u># Emails</u>	<u>% incr/(decr)</u>
April 2007	57	-
May 2007	448	685.96
Jun 2007	658	46.88
Jul 2007	662	0.61
Aug 2007	785	18.58
Sep 2007	802	2.17
Oct 2007	838	4.49
Nov 2007	774	(7.64)
Dec 2007	867	12.02
Jan 2008	997	14.99
Feb 2008	901	(9.63)
Mar 2008	898	(0.33)
Apr 2008	924	2.90
May 2008	952	3.03
Jun 2008	1,009	5.99
Jul 2008	1,109	9.91
Aug 2008	988	(10.91)
Sep 2008	1,087	10.02
Oct 2008	1,218	12.05
Nov 2008	1,353	11.08
Dec 2009	1,699	25.57
Totals	19,266	

SECURUS EMAIL PROGRAM

Emails per Institution
Total Emails Received by Month since Inception

<u>Month</u>	<u>CHS</u>	<u>COA</u>	<u>FRA</u>	<u>GRA</u>	<u>MAH</u>	<u>RET</u>	<u>Totals</u>
Apr 2007	4	3	2	37	10	1	57
May 2007	27	64	63	149	134	11	448
Jun 2007	67	93	82	268	120	28	658
Jul 2007	60	120	71	252	137	22	662
Aug 2007	108	92	77	244	220	44	785
Sep 2007	133	89	105	183	239	53	802
Oct 2007	120	105	95	215	251	52	838
Nov 2007	77	117	96	174	256	54	774
Dec 2007	65	105	135	213	278	71	867
Jan 2008	64	108	136	293	329	67	997
Feb 2008	47	86	103	316	282	67	901
Mar 2008	56	102	88	281	305	66	898
Apr 2008	66	102	101	293	272	90	924
May 2008	69	109	100	261	303	110	952
Jun 2008	68	127	106	294	301	113	1,009
Jul 2008	65	159	103	306	358	118	1,109
Aug 2008	74	133	107	323	242	109	988
Sep 2008	99	160	104	307	263	154	1,087
Oct 2008	73	258	107	368	282	130	1,218
Nov 2008	108	358	104	357	278	148	1,353
Dec 2008	173	379	144	502	279	222	1,699
TOTALS	1,623	2,869	2,029	5,636	5,139	1,730	19,266

ICS Letters EMAIL PROGRAM

*Total Emails and Rewards
Received since Inception*

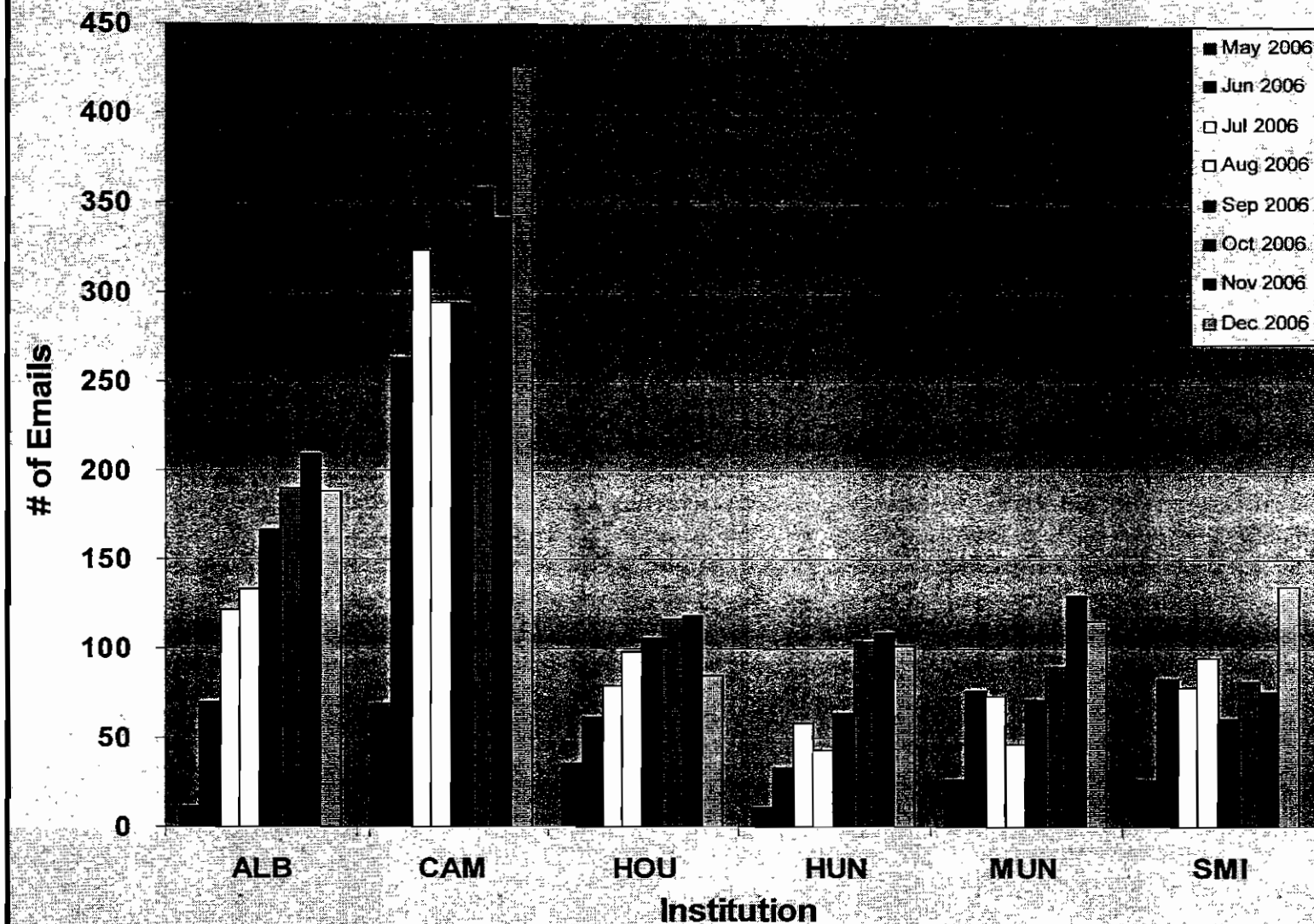
<u>Month</u>	<u># Emails</u>	<u>% incr/(decr)</u>
Aug 2007	8	-
Sep 2007	298	3,625.00
Oct 2007	905	203.69
Nov 2007	1,222	35.03
Dec 2007	1,506	23.24
Jan 2008	1,567	4.05
Feb 2008	1,750	11.68
Mar 2008	2,057	17.54
Apr 2008	1,966	(4.42)
May 2008	1,908	(2.95)
Jun 2008	1,797	(5.82)
Jul 2008	1,838	2.28
Aug 2008	1,842	0.22
Sep 2008	2,061	11.89
Oct 2008	2,169	5.24
Nov 2008	2,208	1.80
Dec 2008	2,342	6.07
Totals	27,444	

ICS Letters EMAIL PROGRAM

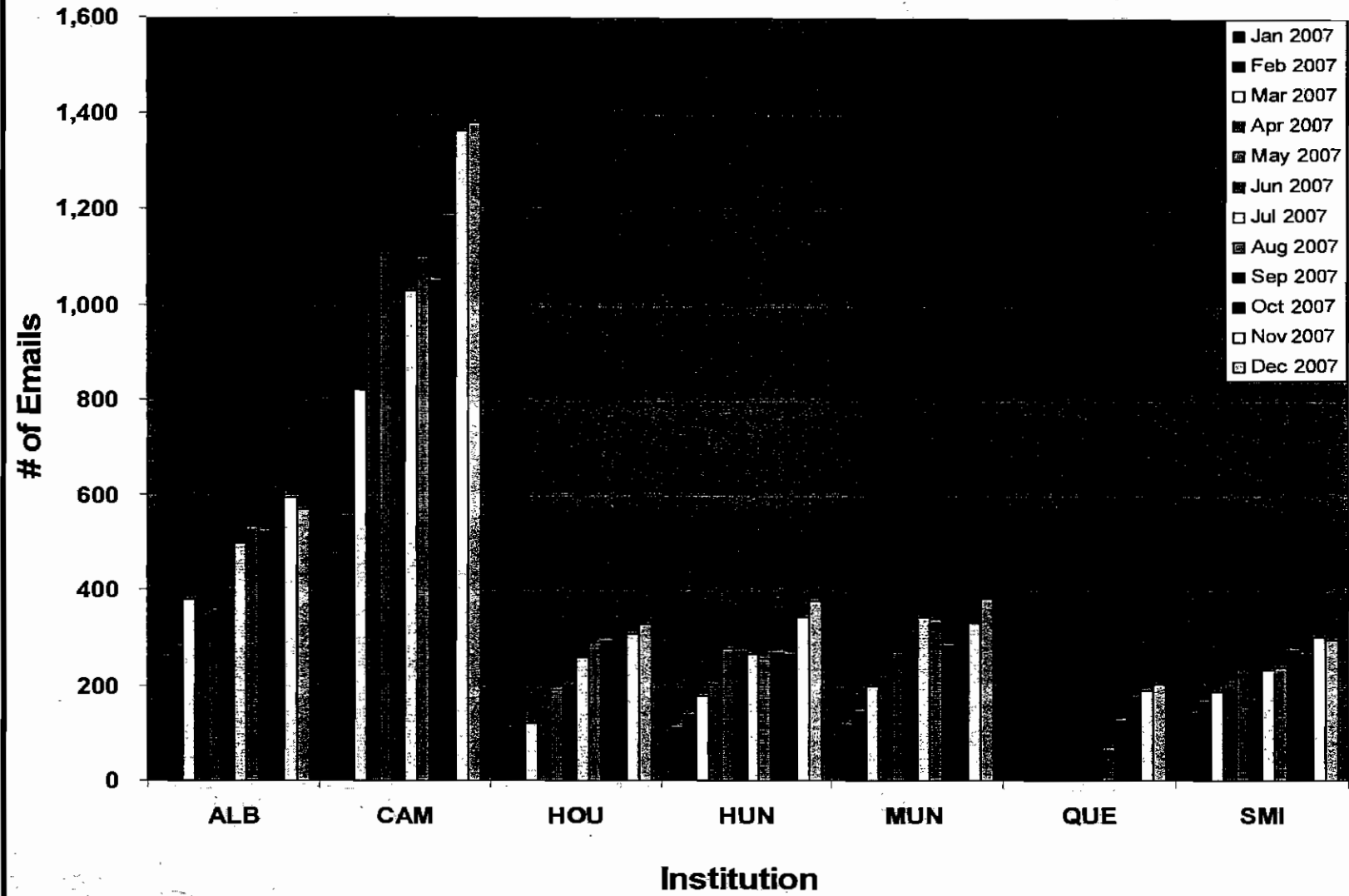
*Emails per Institution
Total Emails Received by Month since Inception*

<u>Month</u>	<u>CRE</u>	<u>DAL</u>	<u>LAU</u>	<u>PNG</u>	<u>ROC</u>	<u>SMR</u>	<u>WAM</u>	<u>Totals</u>
Aug 2007	2	0	0	1	5	0	0	8
Sep 2007	20	20	40	8	51	155	4	298
Oct 2007	109	208	108	47	114	279	40	905
Nov 2007	190	299	122	150	135	285	41	1,222
Dec 2007	258	388	149	166	167	312	66	1,506
Jan 2008	244	364	209	213	161	300	76	1,567
Feb 2008	249	377	207	209	246	365	97	1,750
Mar 2008	308	396	211	242	326	448	126	2,057
Apr 2008	283	433	201	206	270	421	152	1,966
May 2008	231	390	190	218	259	405	215	1,908
Jun 2008	228	377	182	197	246	377	190	1,797
Jul 2008	196	397	179	173	295	379	219	1,838
Aug 2008	189	443	173	183	268	350	236	1,842
Sep 2008	190	523	180	199	365	395	209	2,061
Oct 2008	200	517	165	249	359	442	237	2,169
Nov 2008	250	518	195	226	385	415	219	2,208
Dec 2008	259	606	241	249	330	441	216	2,342
TOTALS	3,406	6,256	2,752	2,936	3,982	5,769	2,343	27,444

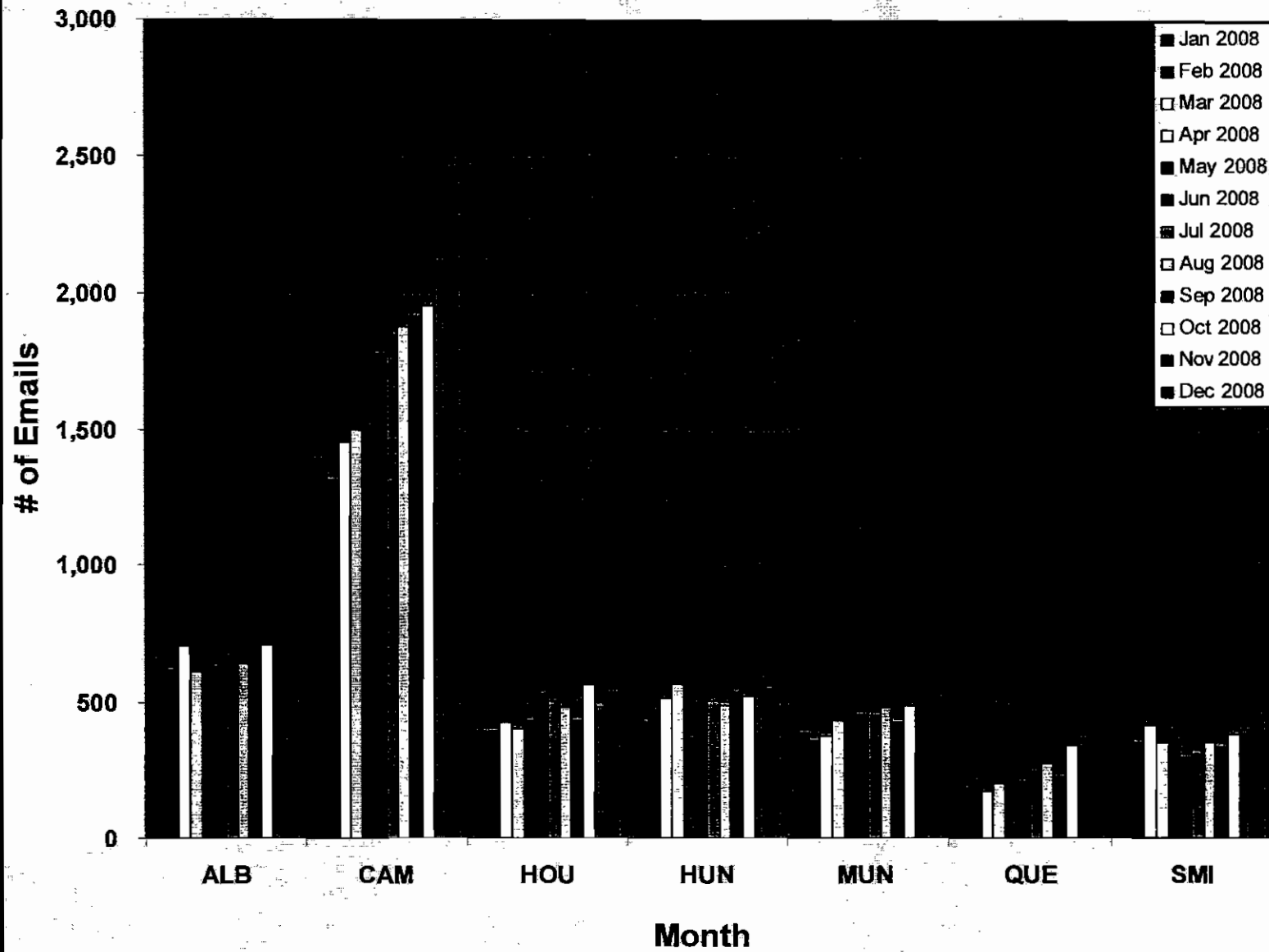
JPAY Email Program 2006



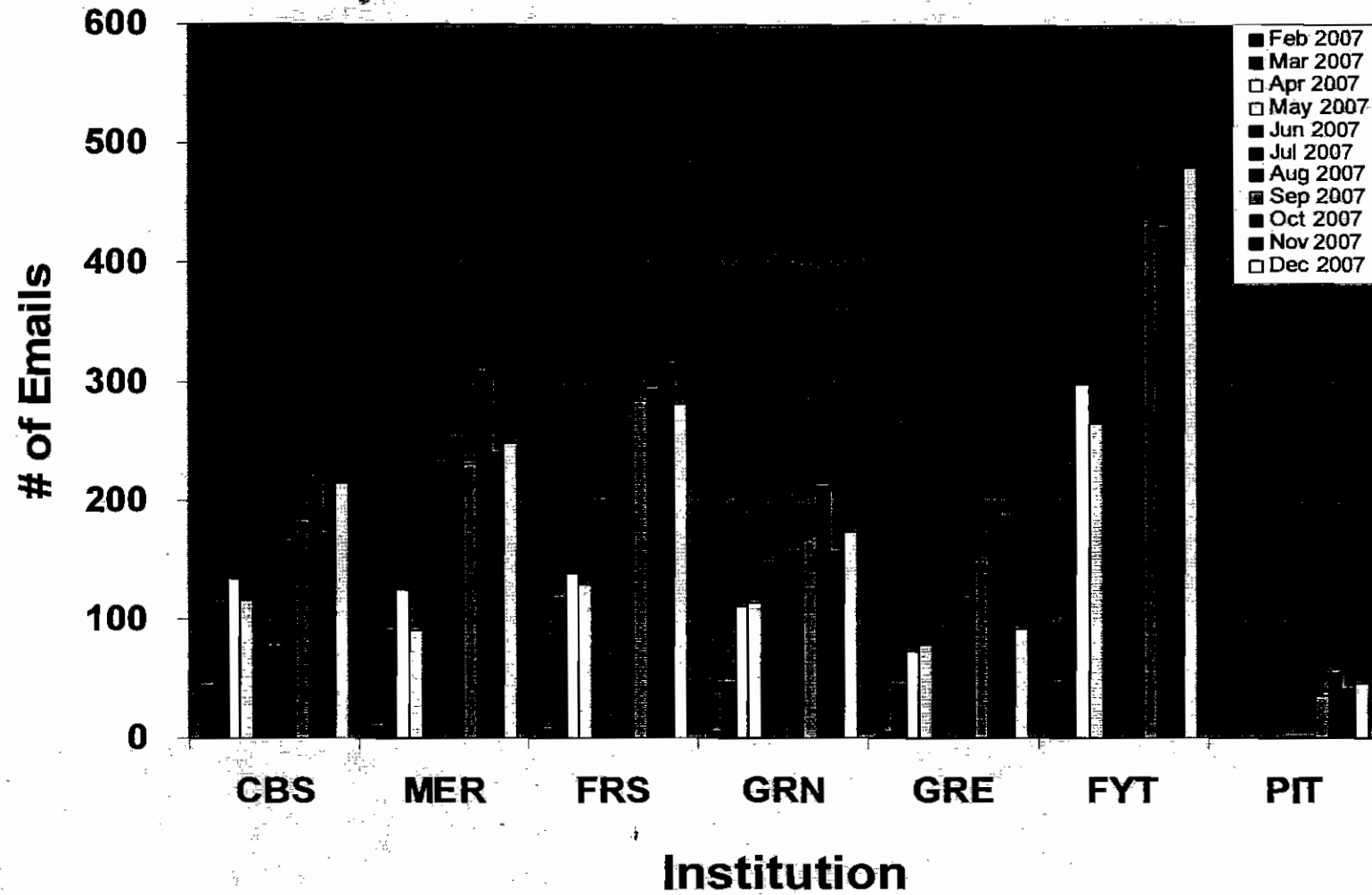
JPay Email Program 2007



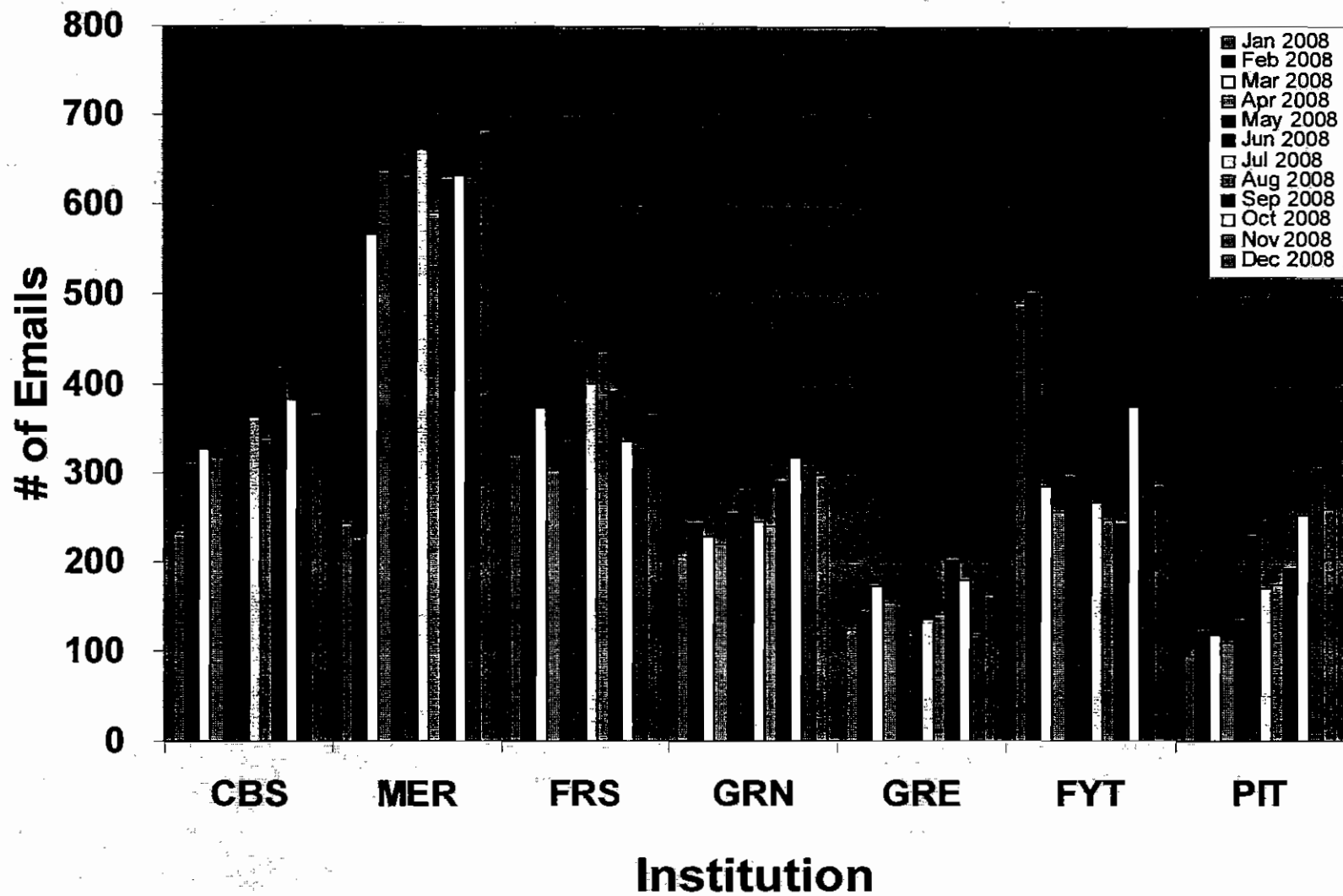
JPay Email Program 2008



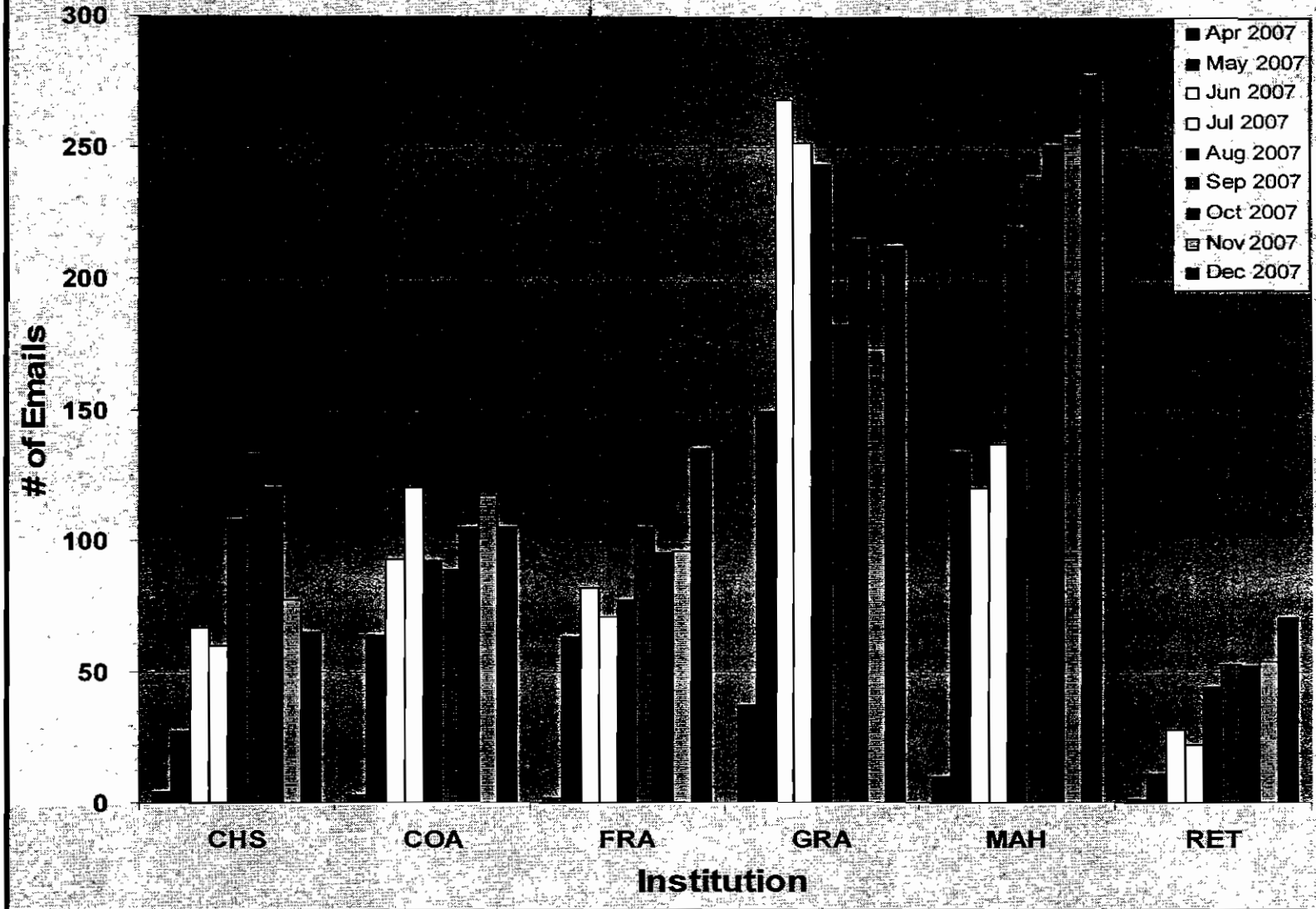
E M S Email Program 2007



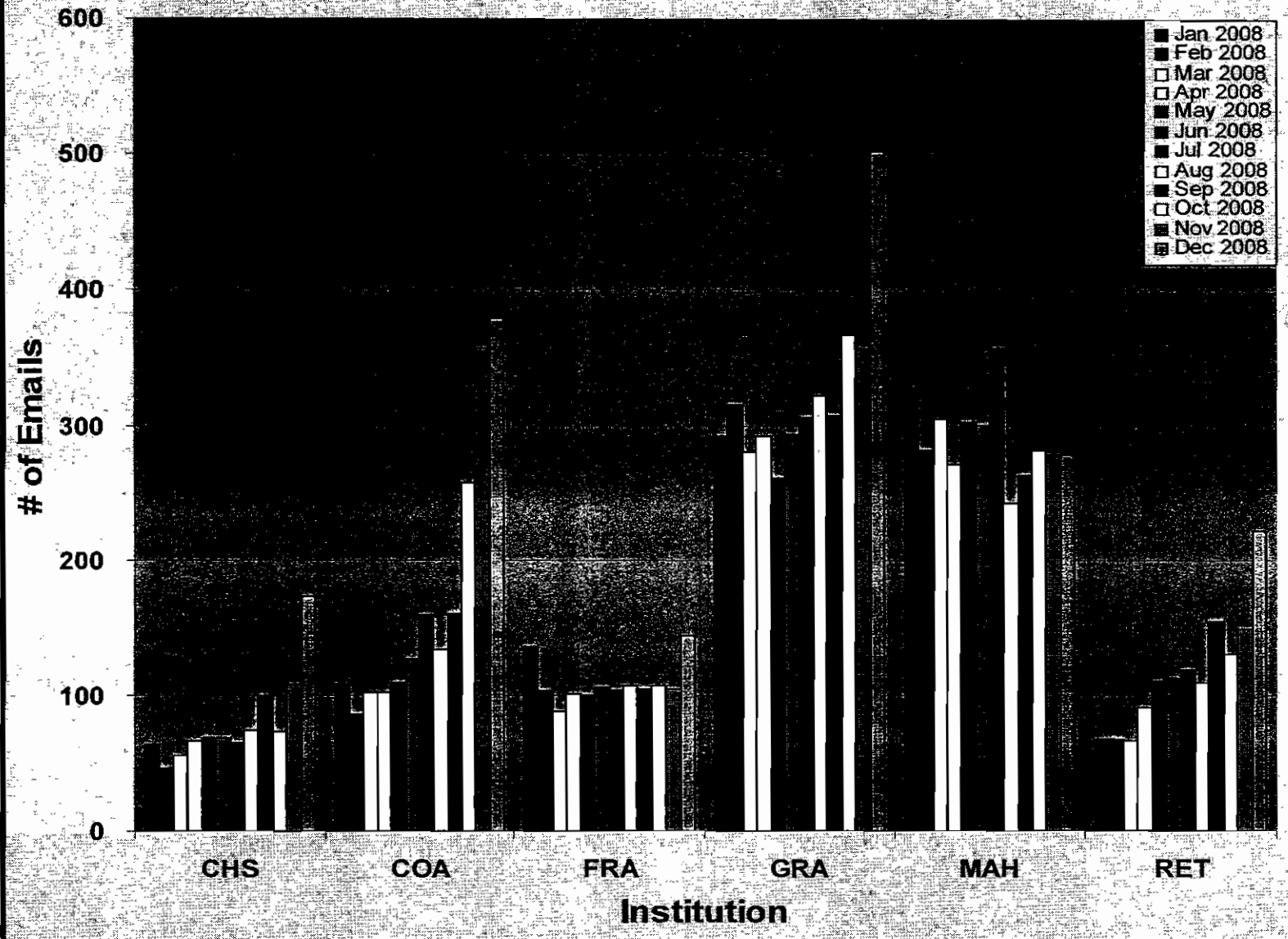
E M S Email Program 2008



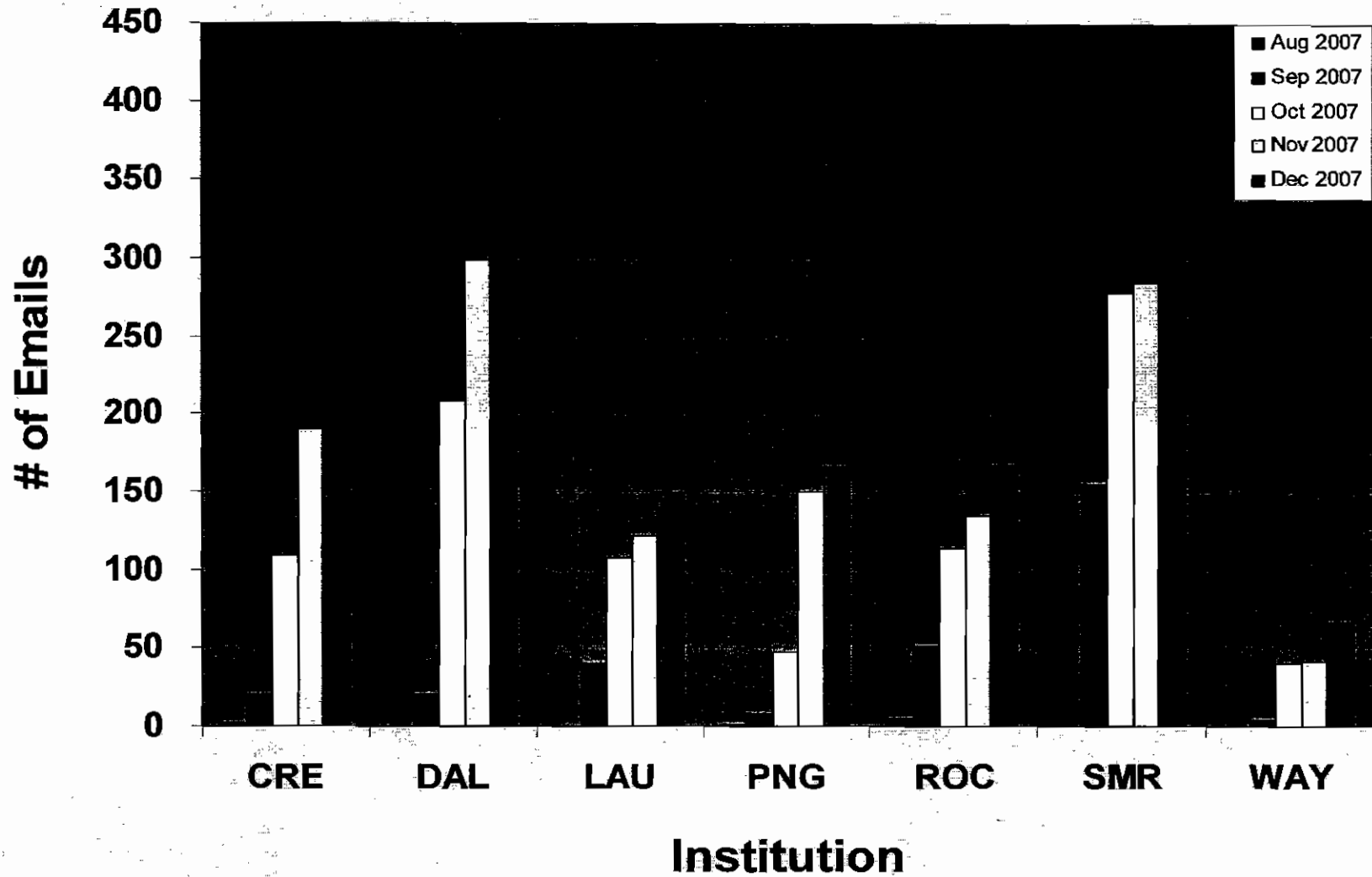
SECURUS Email Program 2007



SECURUS Email Program 2008



ICS Letters Email Program 2007



ICS Letters Email Program 2008

